



# Series 222M

## 6.2 x 6.2mm IP57 Rated Tactile Switch

- Surface mount gull wing and J-bend terminal configurations
- Compatible with IR reflow, and manual soldering
- Variety of operating force & actuator height options
- IP57 protection
- Long life
- Excellent tactile feel



### Ordering Information

Series	Terminal Type	Actuating Direction	Actuator Height "L"	Actuation Force	Packaging																						
222M	J	V	A	A	R																						
	<table border="1"> <thead> <tr> <th>Code</th> <th>Spec.</th> </tr> </thead> <tbody> <tr> <td>M</td> <td>Surface mount gull wing</td> </tr> <tr> <td>J</td> <td>Surface mount J bend</td> </tr> </tbody> </table>	Code	Spec.	M	Surface mount gull wing	J	Surface mount J bend	<table border="1"> <thead> <tr> <th>Code</th> <th>Spec.</th> </tr> </thead> <tbody> <tr> <td>V</td> <td>Vertical</td> </tr> </tbody> </table>	Code	Spec.	V	Vertical	<table border="1"> <thead> <tr> <th>Code</th> <th>Spec.</th> </tr> </thead> <tbody> <tr> <td>A</td> <td>6.8mm</td> </tr> </tbody> </table>	Code	Spec.	A	6.8mm	<table border="1"> <thead> <tr> <th>Code</th> <th>Spec.</th> </tr> </thead> <tbody> <tr> <td>A</td> <td>240 gf, black</td> </tr> </tbody> </table>	Code	Spec.	A	240 gf, black	<table border="1"> <thead> <tr> <th>Code</th> <th>Spec.</th> </tr> </thead> <tbody> <tr> <td>R</td> <td>Tape &amp; reel packaging</td> </tr> </tbody> </table>	Code	Spec.	R	Tape & reel packaging
Code	Spec.																										
M	Surface mount gull wing																										
J	Surface mount J bend																										
Code	Spec.																										
V	Vertical																										
Code	Spec.																										
A	6.8mm																										
Code	Spec.																										
A	240 gf, black																										
Code	Spec.																										
R	Tape & reel packaging																										



### Electrical Specifications

Parameter	Conditions & Remarks	Min	Max	Unit
Contact Resistance			50	milliohms
Insulation Resistance	Between insulated terminals	1000		megohms
Dielectric Strength	250 VAC between adjacent switches		1	minute
Nonswitching Rating			1 or 32	VA or VDC/VAC

### Mechanical and Environmental

Soldering	Maximum reflow temperature, 260°C for 5 seconds Maximum manual temperature, 350°C for 3 seconds
RoHS	Lead-Free. Fully compliant to RoHS Directive 2011/65/EU
Operating Force	240 gf
Actuation Life	100,000 cycles
Actuator Strength	3 Kgf maximum
Travel	0.4±0.2mm
Packaging	Standard tape and reel packaging
Operating Temperature Range	-40°C to +90°C
Storage Temperature Range	-40°C to +90°C
Waterproof Grade	IP57

Mechanical Specifications

Figure 1 – 222MMA, Surface Mount Gull Wing, Actuator Height 6.8mm

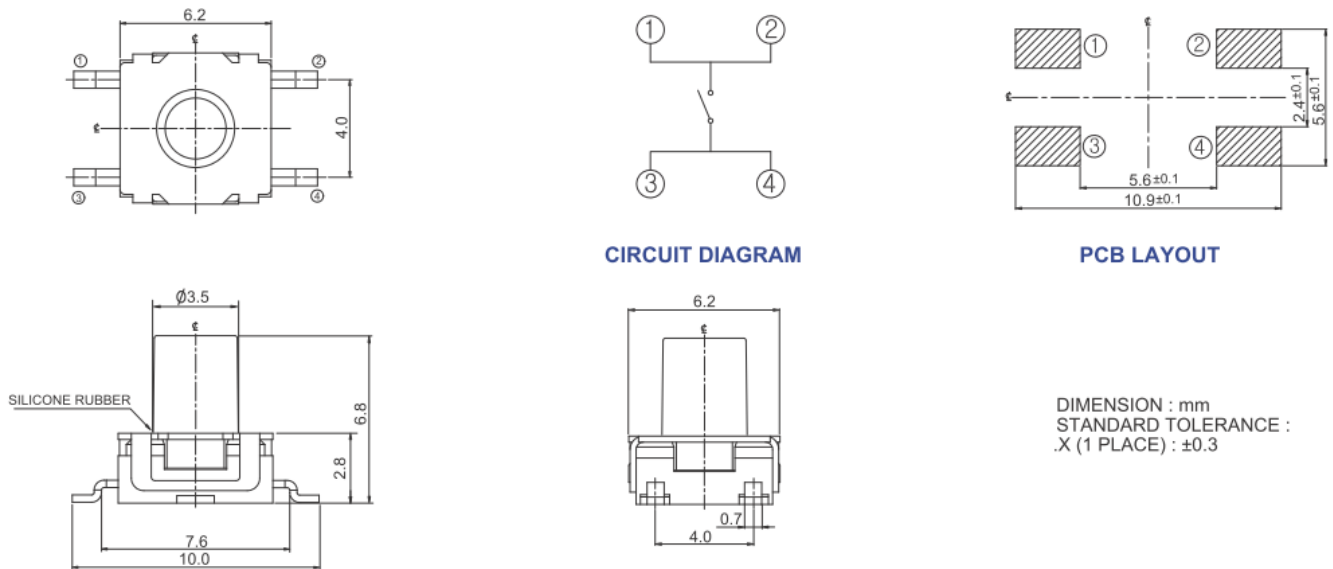
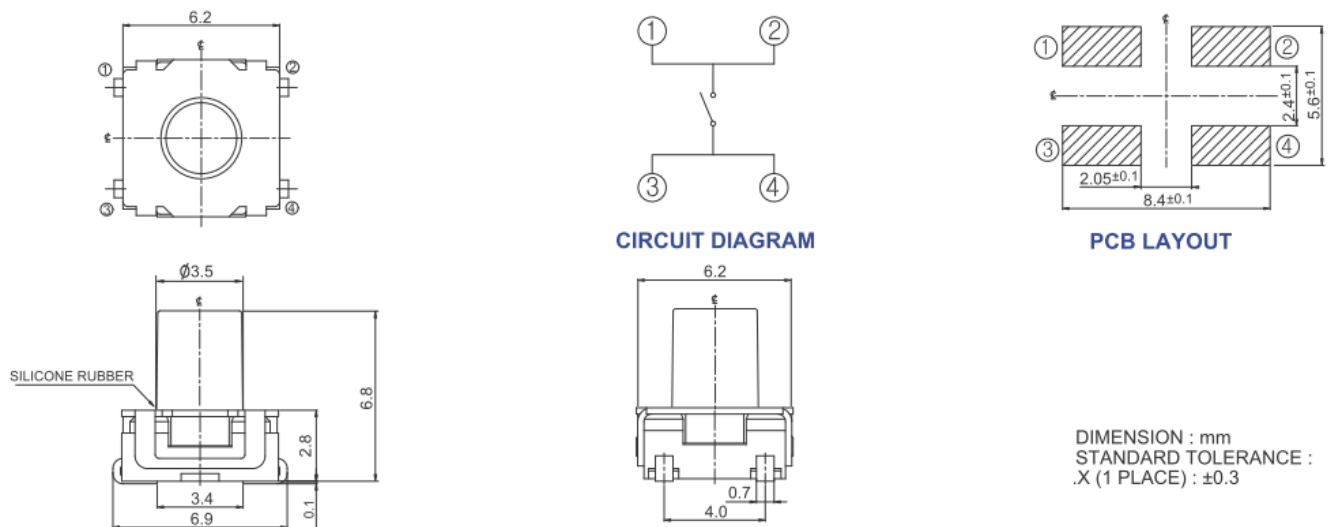


Figure 2 – 222MJA, Surface Mount J Bend, Actuator Height 6.8mm

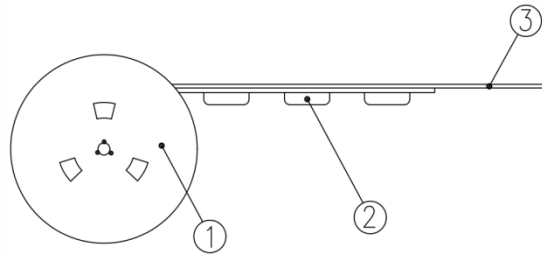


### Packing: Tape and Reel

Surface Mount Gull Wing/J-Bend, Actuator Height 6.8mm

The packing specifications:

1. Structure and materials:



No	PART NAME	MATERIAL
①	REEL	POLYSTYRENE
②	CARRIER TAPE	POLYSTYRENE
③	COVER TAPE	POLYESTER

2. Packing quantity: 800 pcs/reel
3. More than 10 empty pockets should remain at each end of the carrier tape for each reel.
4. Shortage of less than 10 pcs a reel is acceptable but no more than 3 consecutive empty pockets are allowed.
5. Stripping strength of cover tape is between 10 gf to 130 gf and stripping angle should be within 165°~180°.
6. The product in the pocket of carrier tape should be placed in a specified correct position.
7. Tape and reel per EIA-481.
8. Dimensions:

