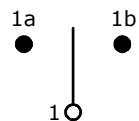


RECOMMENDED PANEL MOUNTING

PANEL THICKNESS	X
0.75-1.25	19.2 - 19.3
1.25-2.00	19.3 - 19.4
2.00-3.00	19.5 - 19.6

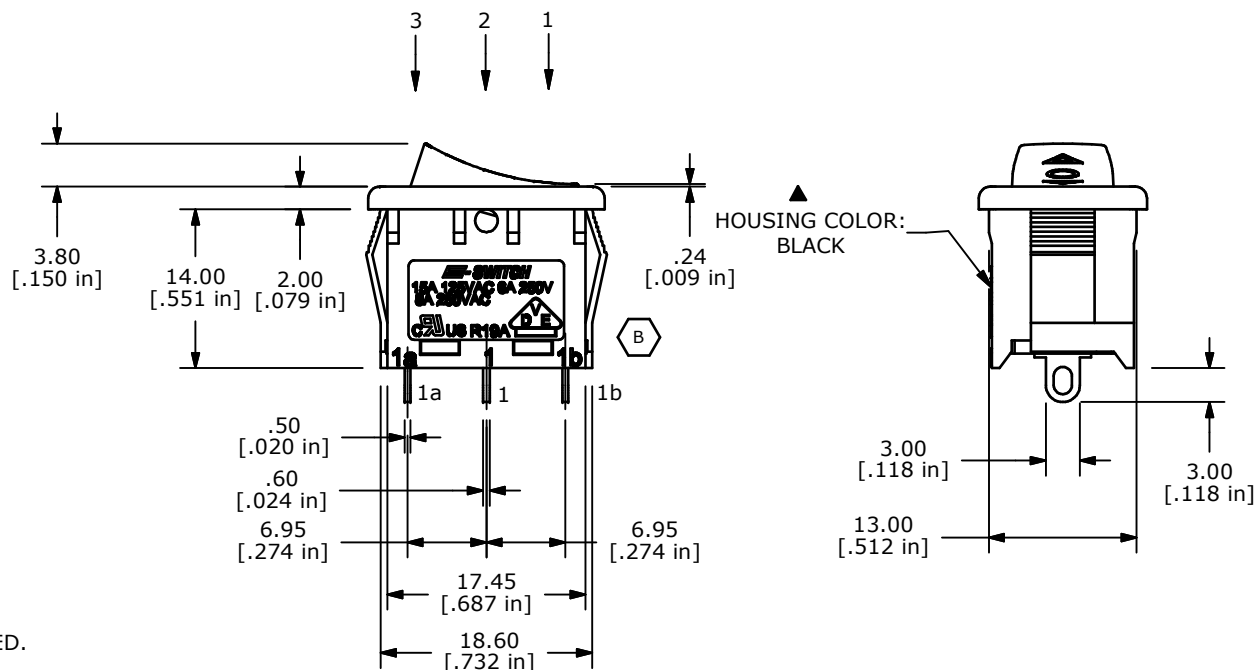
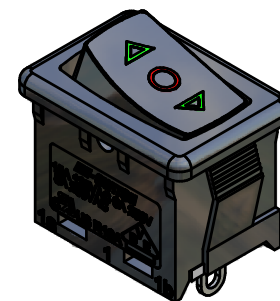
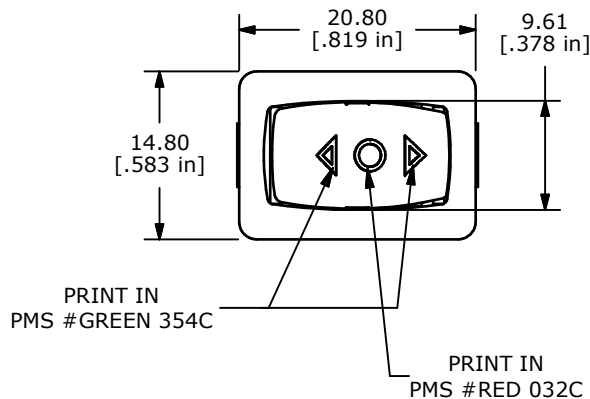
SWITCH FUNCTION		
POS. 1	POS. 2	POS. 3
ON	OFF	ON
1a-1	OPEN	1-1b



CIRCUIT: SPDT

NOTES:

1. ALL DIMENSIONS IN MM [INCH]
2. GENERAL TOLERANCE: X.X=±0.4
X.XX=±0.25
3. TERM. NOS. FOR REF. ONLY
4. RATING: 15A @125VAC;
8A @250VAC.
- ▲ 5. LAMP VOLTAGE: NO LAMP
6. MATERIAL:
CONTACT SURFACE: COIN SILVER, SILVER PLATED.
TERMINAL: COPPER ALLOY W/SILVER PLATE
7. ELECTRICAL LIFE: 10,000 CYCLES
8. CONTACT RESISTANCE: <20 MILLI-OHMS INITIAL
9. DIELECTRIC STRENGTH: >1,500V AC 1 MIN
10. INSULATION RESISTANCE: 1,000 MEGA-OHMS
11. ▲ DENOTES CRITICAL PARAMETER.
12. 2002/95/EC (ROHS) COMPLIANT.



REV	PCR NO	DESCRIPTION	DATE	BY
B	19359	UPDATE HOUSING	11/02/10	BMA
A	18276	RELEASED FOR PRODUCTION	10/20/08	BLR

THE INFORMATION CONTAINED IN THIS DOCUMENT IS PROPRIETARY TO E-SWITCH AND IS NOT TO BE COPIED OR TRANSFERRED

TITLE R1966DBLKBLKHS W / GREEN ARROWS AND RED DOT			
SCALE	DATE	DR	REV
1.5:1	10/20/2008	BLR	B
DWG		REV	
M309334		B	